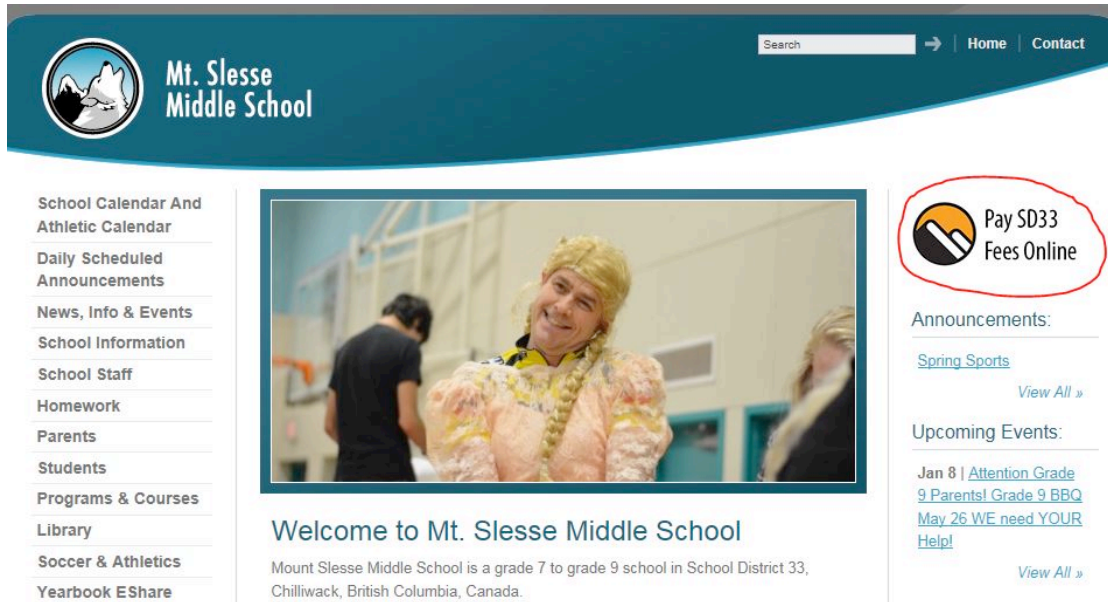


On-Line Payment of Student Fees

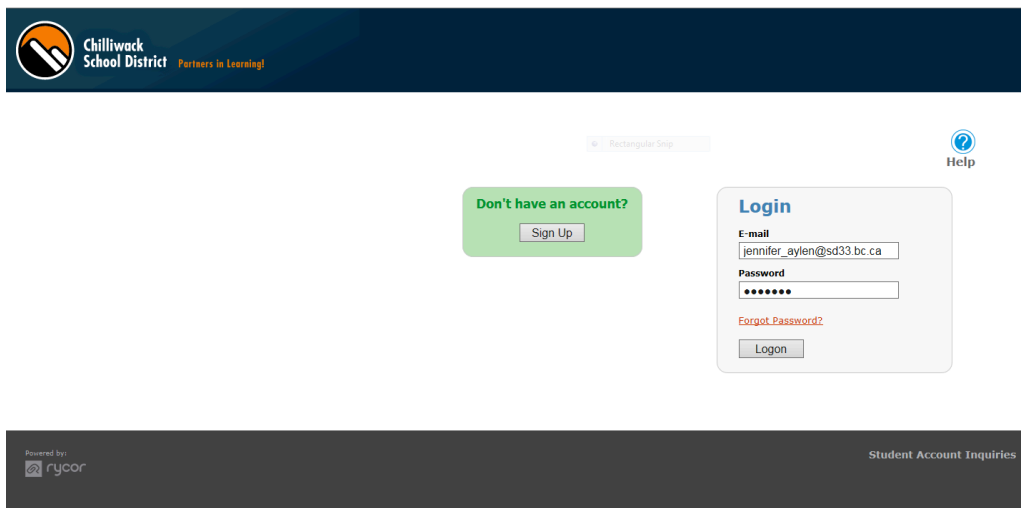
For added convenience MSMS now offers Electronic Fee Management.

- Please go to our school website <http://msms.sd33.bc.ca/>
- Click on the link, PAY SD33 FEES ONLINE



The screenshot shows the website header with the school logo and name, a search bar, and navigation links for Home and Contact. A left sidebar contains various menu items like 'School Calendar And Athletic Calendar', 'Daily Scheduled Announcements', 'News, Info & Events', 'School Information', 'School Staff', 'Homework', 'Parents', 'Students', 'Programs & Courses', 'Library', 'Soccer & Athletics', and 'Yearbook EShare'. The main content area features a photo of a student in a costume and a 'Welcome to Mt. Slesse Middle School' message. On the right, there are sections for 'Announcements' (with a 'Spring Sports' link) and 'Upcoming Events' (with links for 'Jan 8 | Attention Grade 9 Parents! Grade 9 BBQ' and 'May 26 WE need YOUR Help!'). A 'Pay SD33 Fees Online' button is circled in red.

- Click on the **Sign Up** button
- Enter Parent Information and Create Login



The screenshot shows the 'Chilliwack School District' logo at the top. Below it, there are two main buttons: a green 'Sign Up' button and a white 'Login' button. The 'Login' button is highlighted. To the right of the 'Login' button is a form with fields for 'E-mail' (containing 'jennifer_aylen@sd33.bc.ca') and 'Password' (masked with dots). There is a 'Forgot Password?' link and a 'Logon' button at the bottom of the form. At the bottom of the page, there is a footer with 'Powered by rycor' and a link for 'Student Account Inquiries'.

- You will need your child's student number. It can be found on the top right of a student fee statement or receipt. (Stu ID)

- Add children (at participating schools) to parent account – click on Student.



Sign Up

Add Students

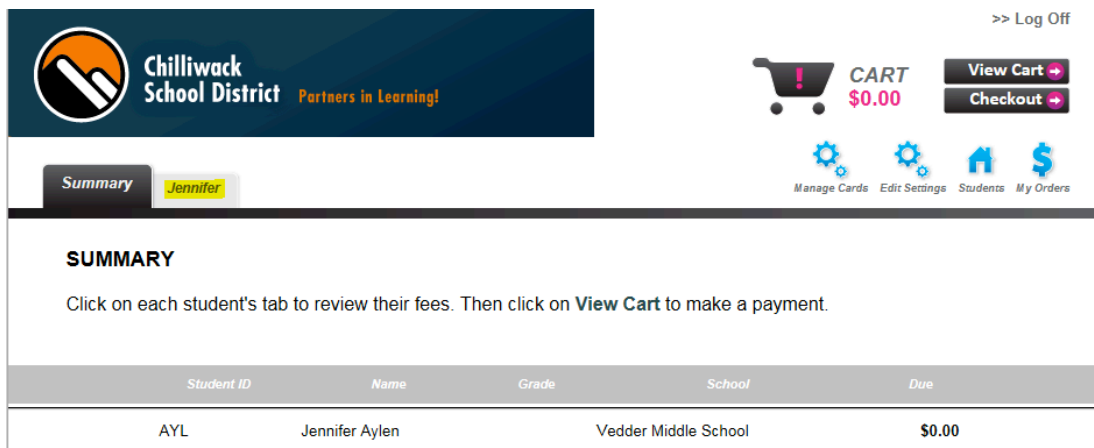
Step 2/2

For each student you would like to add to your account, complete the information below and click Add Student.

Student ID
Last Name

Student ID	Name	Grade	Remove
AYL	Jennifer Aylen		<input type="button" value="x"/>

- Review your child's fees – click on the tab with their name. Once you are in this tab you can print a statement anytime. If you click on My Orders you can see every transaction and print any or all receipts.



- Checkout and pay for student fees. Click on view cart. If you want to make a partial payment, adjust the dollar value in the green box then click Pay Now. Account information is instantly updated. A receipt confirming the transaction will be emailed to the email address you have registered in the system.